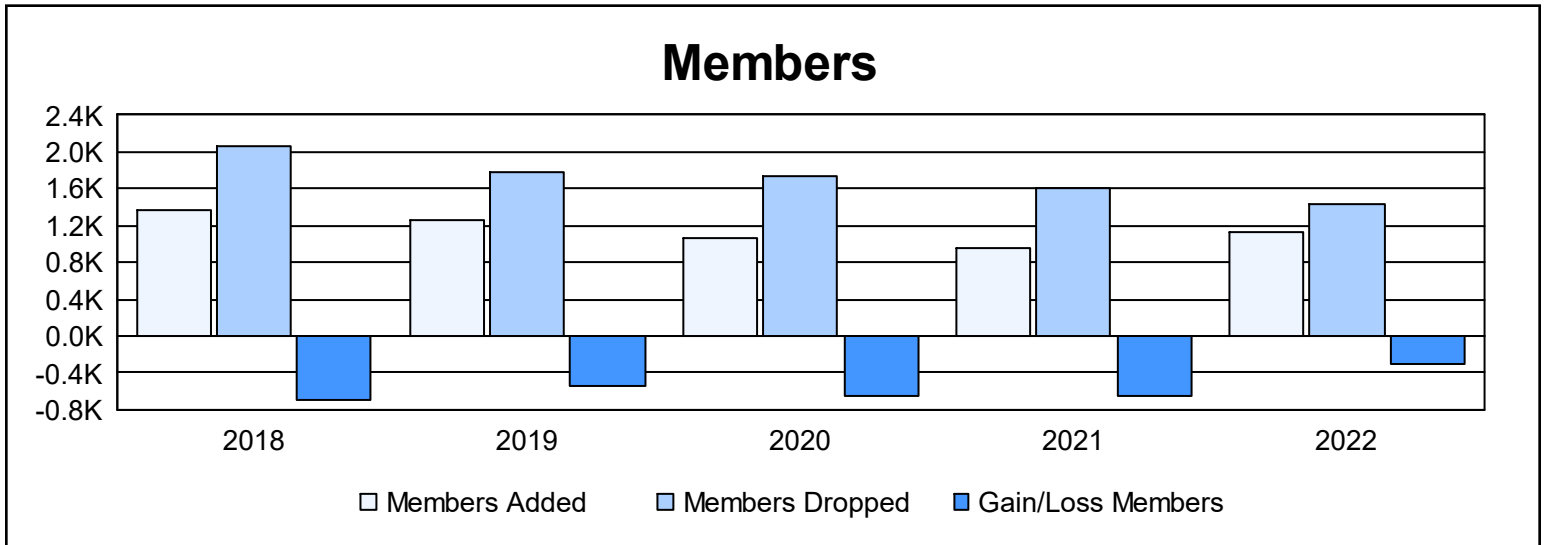
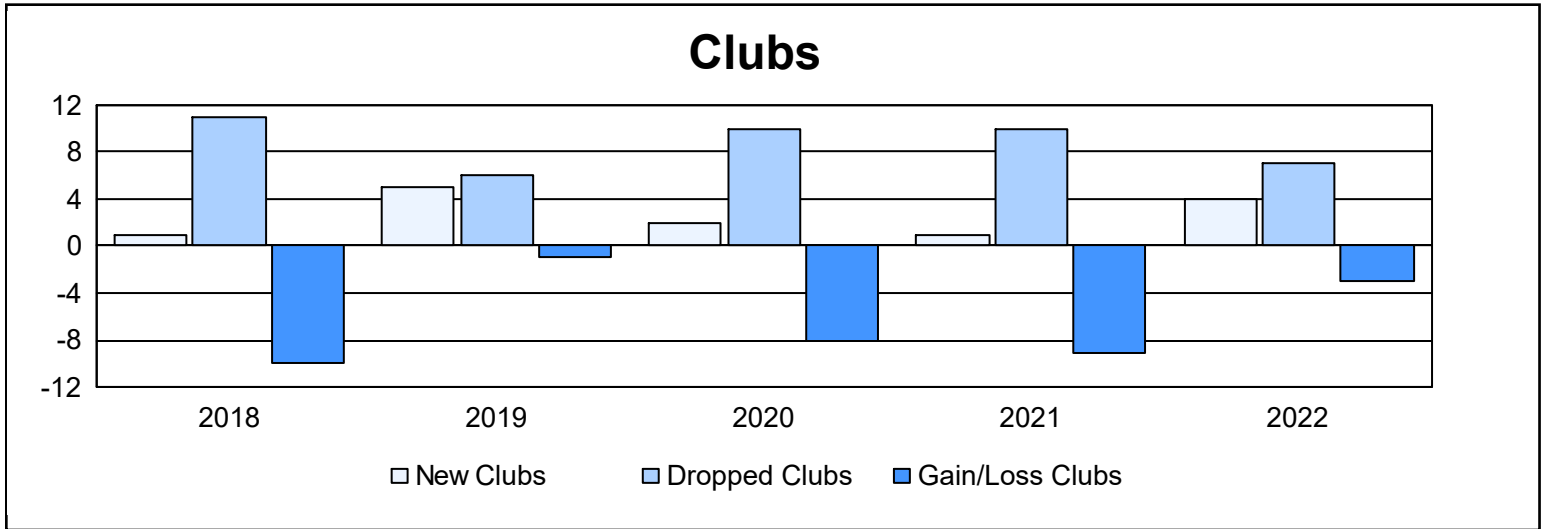
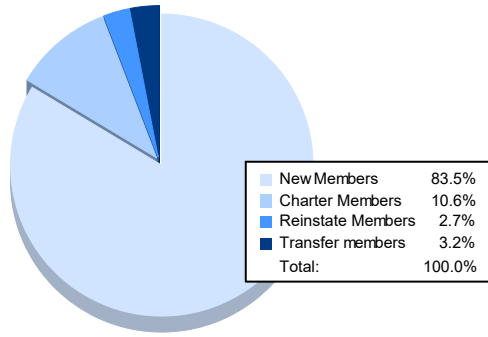


Year	New Clubs	Dropped Clubs	Gain/ Loss Clubs	New Members	Charter Members	Reinstate Members	Transfer Members	Total Member Added	Total Members Dropped	Gain/ Loss Members
2017-2018	1	11	-10	1,283	21	27	37	1,368	2,058	-690
2018-2019	5	6	-1	1,067	134	19	30	1,250	1,790	-540
2019-2020	2	10	-8	964	63	29	17	1,073	1,735	-662
2020-2021	1	10	-9	883	30	19	27	959	1,613	-654
2021-2022	4	7	-3	948	120	31	36	1,135	1,436	-301
<b>Average</b>	<b>3</b>	<b>9</b>	<b>-6</b>	<b>1,029</b>	<b>74</b>	<b>25</b>	<b>29</b>	<b>1,157</b>	<b>1,726</b>	<b>-569</b>



### Membership Composition June 2022 Cumulative



### Gender Composition June 2022 Cumulative

